


Hampton Downs Motorsport Park



Venue licence:	FIA Grade 2 and National Grade 1
Circuit length:	2.6 km
Circuit direction:	Clockwise
Circuit surface:	Hot mix bitumen
TRS lap record:	1.01.846

Summary

Hampton Downs is New Zealand's newest circuit and offers the unique experience in this country of elevation change – 11 metres in fact.

Corners are made more complicated by varying cambers and at-times steep declines for example turns 1 and 5.

Although development is not complete at the facility, the newly built pit lane garages compliment a smooth, wide circuit which has been praised by drivers.

Hampton Downs Motorsport Park



About Waikato


The Hamilton & Waikato region encompasses New Zealand's fourth largest city, the country's longest river, and the world famous Waitomo Caves with its glow worms and adventure tourism activities.

Hampton Downs Motorsport Park is situated in North Waikato, near the Meremere drag strip and the dirt track club.

From the stunning black sand surf beaches of Raglan to Hamilton's vibrant café scene and the rolling hills and majestic forests that shape the landscape, Hampton Downs is always a great stop on the racing calendar.

Weather in February

Avg. High	24 degrees Celsius
Avg. Low	13 degrees Celsius
Avg. Rainfall	71 mm



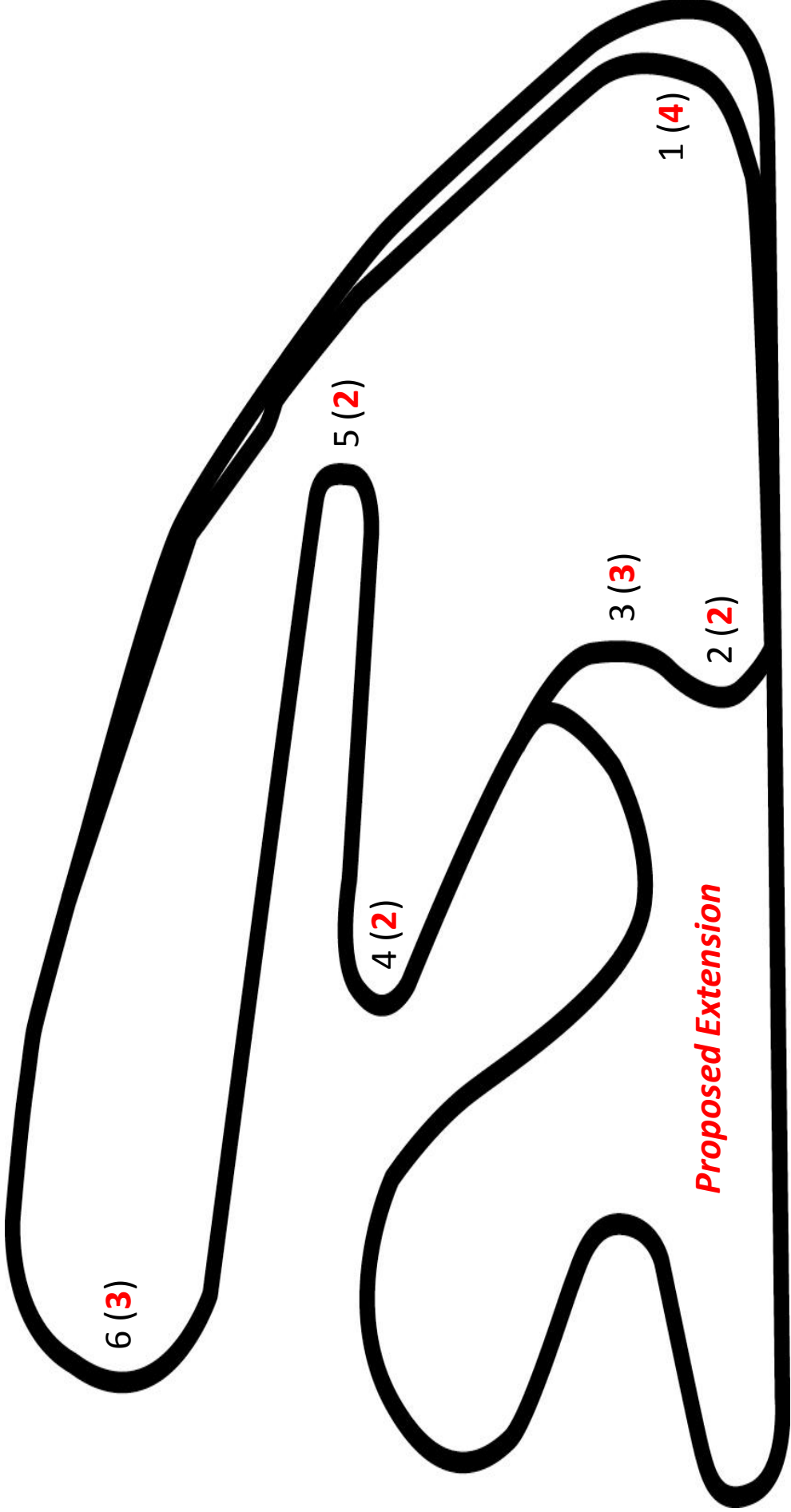
The Circuit - Key Points

- Turn one apex is blind and very late – as well as this the exit tightens
- A tighter than 'normal' entry line into turn 4 can be used as it doesn't necessarily hinder exit speed
- The cars can bottom out at the apex of turn 5 if taken too narrow due to the steep drop
- There has been a bump at the top of the start/finish straight hill that will put the cars on the rev limiter – take a wide line at the top of the hill to avoid this.
Maintenance has been done on this area over December 2011 so may not be an issue anymore.

Hampton Downs Motorsport Park



Gear Indication



6 (3)

4 (2)

5 (2)

3 (3)

2 (2)

1 (4)

Proposed Extension